

York Methodist Circuit - 'Own Arrangements' - Digital Options

Don't panic ! Here are some digital options to consider and potential sources of online services as well as advice on how to download videos for watching without Internet connection.

- Pre-recorded services: services specifically put together in advance for online viewing
- Livestream: services which are broadcast 'live' and usually recorded for later viewing

With Internet connection, laptop and sound/projection/TV

Scenario 1 – watch (cinema style)

- Find the circuit livestream/service for that week from [the plan](#). Load up [YouTube](#) and watch together (live or delay)
- Connect to another churches local Zoom service as participant and watch together
- Watch a pre-recorded service or 'back catalogue' item (see below for sources)

Scenario 2 – mix

- Arrange local leading of hymns and prayers
- Use the circuit livestream for the readings and/or sermon. Rewind or wait a little if needed.
- Use pre-recorded sermon or back catalogue

Scenario 2: If planning to take (part) of a livestream, where feasible, it may be worth coordinating material/timings in advance with the preacher.

Without Internet Connection but laptop and sound/projection/TV

- Download a prerecord or previous livestream in advance (see below for how to do this). Play and watch in whole or in part.

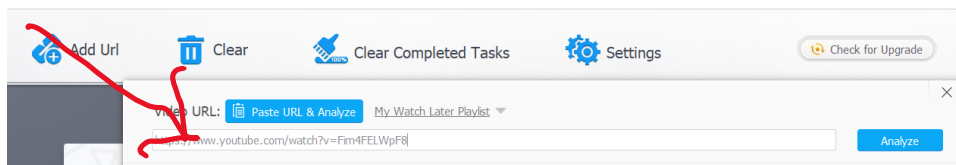

Sources

Over the last two years, circuits and churches have built up a significant 'back catalogue' of recorded services (some public on YouTube but specific churches may have other non-public recording streams or archives available on request e.g. Acomb). A corresponding Sunday from a previous year may provide suitable material for scenarios above. A few possibilities are below:

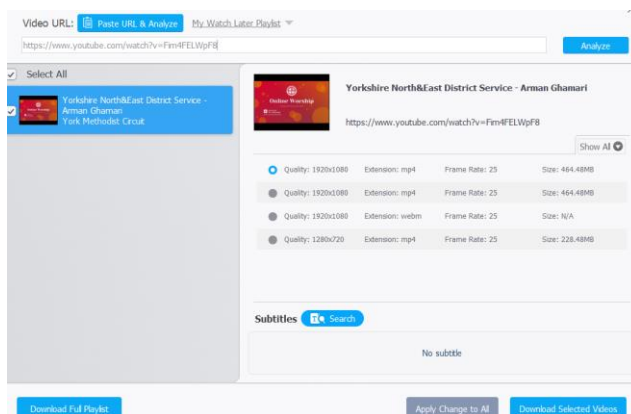
York circuit	
<ul style="list-style-type: none"> • York circuit • York west • Huntington • Copmanthorpe • Live Zooms 	Prerecords/Livestream/Archive Prerecords/Livestream/Archive Prerecords/Livestream/Archive Prerecord/Archive Acomb (weekly) Central, Haxby, Poppleton (not every Sunday)
District	
<ul style="list-style-type: none"> • Yorkshire NE District service (monthly tends to be generic non-lectionary) • North Yorkshire Coast produce a prerecord (weekly-ish ?) uploaded a few days in advance • Princes Avenue (Hull) 	Prerecords/Archive Prerecords/Archive Livestream/Archive
National	
<ul style="list-style-type: none"> • Wesley's Chapel • Methodist Central Hall 	Livestream/Archive Livestream/Archive

Downloading a YouTube video for watching later

1. Download and install the application [WinX YouTube downloader](#) or similar.
2. Copy the URL from Youtube . Click 'Add URL' in WinX and paste YouTube URL in place of default entry. Click Analyze.



3. Once analyzed, a range of download options at different resolutions are offered. Default is usually OK. Select 'Download selected videos'



4. You can change the download location by selecting 'Output Folder>Browse'. Ensure a folder available offline is selected. The output format can be changed using the 'Select output format'. (default is mp4) but these are only video formats. A separate program (e.g VLC media player) will be needed to extract just audio from the video file e.g mp3. WinX may try to offer 'VideoProc' as a solution but this is not free (except as trial) and is not required unless you need more functionality.

